

CAMBRIDGE

ВИДАВНИЦТВО

ЛІНГВІСТ

Герберт Пухта, Гюнтер Гернґрос, Пітер Льюїс-Джонс

Англійська мова

English

4

Quick Minds

Pupil's Book



WELL DONE, EXPLORERS!

1 ^{CD 1}₀₂

Listen and look. Then listen and say the words.

1 ten

2 twenty

3 thirty

4 forty

5 fifty

6 sixty

7 seventy

8 eighty

9 ninety

10 one hundred



2 Spell and guess the number.

F-O-R-T-Y.

It's number forty.

3 In your notebook, write how old your parents and grandparents are: *My ... is ... years old.*



1 CD 1
04

Read the interview with Ben and say the correct answers.
Then listen and check.



- 1 Do you like adventure?
a Yes, I do. b No, I don't.
- 2 What do you do in your free time?
a I ride my bike and go on adventures with my dog. b I ride my bike and go on adventures with Lucy and my dog.
- 3 What does Lucy do in her free time?
a She likes singing. b She likes painting.
- 4 Do you and Lucy do other things together?
a Yes, we do. b No, we don't.

2 CD 1
05

Listen and say.

GRAMMAR FOCUS

Do you **read** books?

Yes, I **do**. / No, I **don't**.

Does Emma **go** swimming?

Yes, she **does**. / No she **doesn't**.

What **do** you **do** in your free time?

We **ride** our bikes.

What **does** Paul **do** in his free time?

He **listens** to music.



3

Interview a friend. Find out four new things.

Do you go to bed at nine o'clock?

No, I don't. I go ...

4

In your notebook, write what you do in your free time.



THE EXPLORERS

THE EXPLORERS!

Here they come.

Lucy and Ben. Adventure and fun.

The Explorers!

Here they are.

Ben and Lucy. Action stars.

Does Ben like adventure?

Yes, he does.

He loves real action

Just like us.

THE EXPLORERS! ...

Is Lucy scared of things?

No, she's not.

Does she find much treasure?

Yes, a lot!

THE EXPLORERS! ...

Do they like good stories?

Yes, they do.

Here's their next adventure.

You can join in too!

THE EXPLORERS! ...

2

Ask and answer.

Does Ben like adventure?

Yes, he does.

3

Find the questions in Activity 1. In your notebook, write the answers about you.



1**Read the questions. Look and say the correct answers.**

- | | |
|--|--------------------------------------|
| 1 Are the girls listening to music? | a No, they aren't. They're dancing. |
| 2 Is the boy playing football? | b Yes, he is. |
| 3 Is the journalist talking to a girl? | c Yes, they are. |
| 4 Is the photographer painting? | d Yes, she is. |
| 5 Are the boy and girl having lunch? | e No, he isn't. He's taking a photo. |

2CD 1
08**Listen and say.****GRAMMAR FOCUS****Are you listening** to the radio?Yes, I **am**.**Are Chris and Tina sleeping**?No, they **aren't**. They're **fishing**.**Is the journalist talking** to a girl?Yes, she **is**.**Is Peter having lunch**?No, he **isn't**. He's **watching TV**.**3****Look at the picture in Activity 1. Play the memory game.**

Are the girls playing the guitar?

No, they aren't. They're ...

4**In your notebook, write what family members are doing now.**



Mr Davidson: Mmm. It's a beautiful statue.
Lucy: And it's very, very old.
Ben: Yes, it is.



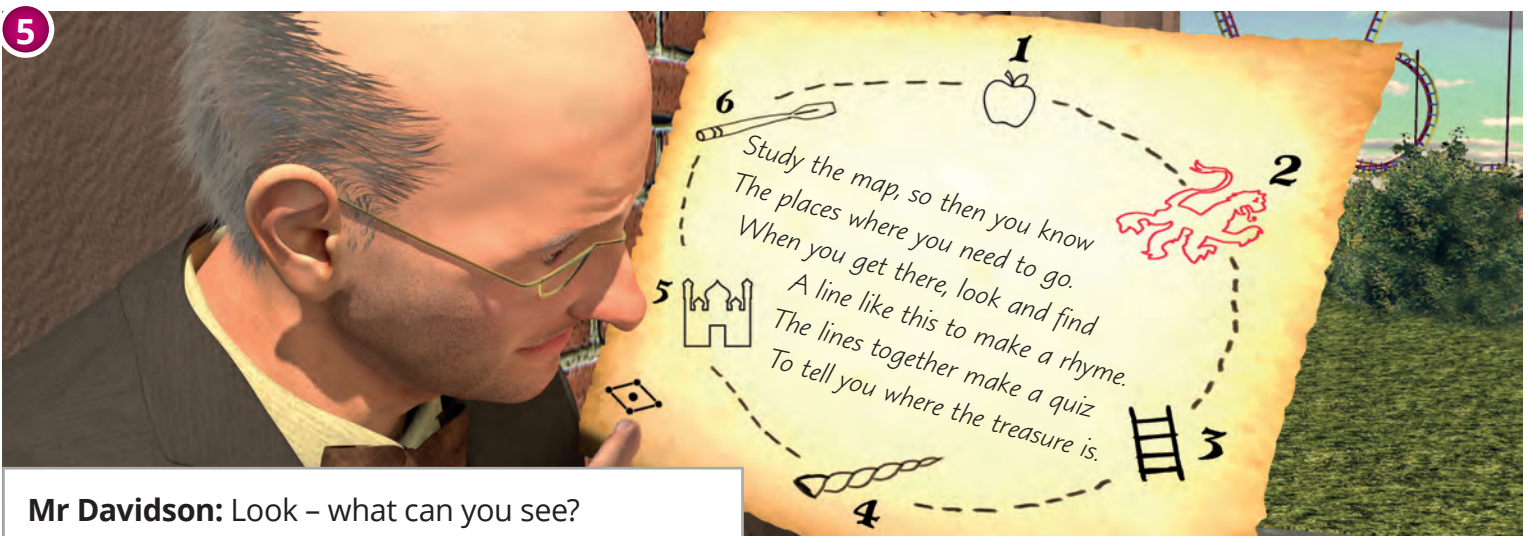
Mr Davidson: This strange symbol here ...
 I know this ...
Lucy: What is it?
Mr Davidson: That's it! Now I remember. Wait here.



Ben: Mmm. *What* does he remember?
Lucy: And where is he now?
Ben: I think he's in the museum. But what's that symbol?



Mr Davidson: Here you are. Look at this.
Lucy: What is it?
Mr Davidson: A map from the museum.



Mr Davidson: Look – what can you see?

6



Ben: The symbol! It's the same as on the statue.
Mr Davidson: This diamond is the symbol of an old English king. With this map you can find more of his treasure.

7



Horax: Zelda, it's me. The kids have got a treasure map.
Zelda: Let's follow them and find that treasure!

2 Answer the questions.

- 1 What does Mr Davidson find on the statue?
- 2 Where does he go?
- 3 What does he get?
- 4 What can Ben and Lucy find with the map?
- 5 Who is watching them?

3 Find the **strange** symbol in the story.

4 Listen and say.



They wear **mask**s when they do **test**s on **wasps** with the new **spr**ay.

1

COME TO MY HOUSE

1 CD 1
14

Listen and look. Then listen and say the words.



1 bookcase

2 shelf

3 cupboard

4 fridge

5 cushion

6 pillow

7 blanket

8 towel

2 Ask and answer. Then write these in your notebook.

Is there a bookcase in your house?


Yes, there's a bookcase in my bedroom. / No, there isn't.



1 Look, read and say Matviy or Lestari.



Lestari



Matviy

- 1 In winter, it's often very cold here. I always have lots of blankets on my bed in winter, but in summer, I sometimes sleep with no blanket.
- 2 In my country, the temperature is always between 25°C and 32°C, so I never have a blanket on my bed. I never sleep on a pillow, but I love the cushions in my room.
- 3 The fridge in our house is very important, because it's so hot here and we usually keep all our food in it. It's a big fridge!
- 4 In winter, we rarely put drinks in the fridge, because we can put them in the big cupboard in our basement. It's usually very cold there!

2 ^{CD 1} Listen and say. ₁₅

GRAMMAR FOCUS

We **usually** keep our food in the fridge.

It's **often** very cold here in winter.

He **rarely** draws pictures, but he **sometimes** reads in bed.



3 Look at the things Matviy does every day. Play the true or false game.

Matviy rarely feeds the dog.

False! He often ...

every day	always	usually	often	sometimes	rarely	never
cleans his teeth	✓					
feeds the dog			✓			
eats vegetables					✓	
watches TV		✓				

Listen and sing.

Mrs Glee, Mrs Glee
She's always very busy.
Tick tock, tick tock.
Tick tock, tick tock.

On Monday at nine,
I put the clothes on the line.

On Tuesday at one,
I rest with see my son.

On Wednesday at four
I sometimes wash the floor.

On Thursday at ten
I often wash the floor again.

Every day at six
I always feed my chicks.

On Saturday and Sunday,
My team never – never, loses a game!

Tick tock, tick tock.
Tick tock, tick tock.

Mrs Glee, Mrs Glee,
She's always very busy.
But next week, every day,
She's on holiday.

Then, lucky Mrs Glee
Won't be so busy!
Mrs Glee, Mrs Glee
Won't be so busy!
Brilliant!



2 Say the day of the week for each picture.

3 In your notebook, write the complete sentences about you.



1 On Thursday at ten, I ...

2 On Monday at ..., I ...

3 On ... at four, I ...

4 Every day, I ...

1 CD 1
18

Read and listen. Then say the correct answer.

Angela's week

- 1 Angela *always / usually / often / rarely / never* has breakfast at nine o'clock
- 2 At the weekend, Angela *usually / sometimes / often / rarely / never* has breakfast at nine thirty.
- 3 Angel *always / usually / often / rarely / never* has lunch at home.
- 4 She *always / usually / often / rarely* has lunch at a restaurant on Saturday and Sunday.
- 5 Angela *always / usually / often / rarely / never* goes to bed at quarter to ten.

2 CD 1
19

Listen and say.

GRAMMAR FOCUS

How often do you have lunch at home?

I **usually** have lunch at home.I **often** have lunch at home.I **rarely** have lunch in a restaurant.

3

Talk to a friend. Say sentences that are true for you, then ask your friend: *How often do you ... ?*

- | | |
|---------------------------|------------------------|
| 1 Every day, I always ... | How often do you ... ? |
| 2 I never eat ... | How often do you ... ? |
| 3 I sometimes ... | How often do you ... ? |
| 4 I rarely go ... | How often do you ... ? |
| 5 My family often ... | How often do you ... ? |
| 6 I usually ... | How often do you ... ? |



4

In your notebook, write the sentences and the questions from Activity 3.



The golden apple



Lucy: Buster! What's the problem?

Ben: Look! A snake! Let's take Buster to the village.

Lucy: Come on. It's two o'clock now!



Lucy: Excuse me. Our dog needs help.

Ben: Where can we go?

Woman: Go to the old man. He lives over there.



Man: Go to the mountain. There's a tree with a golden apple. Give the apple to your dog.



Horax: Quick. Let's get that apple!

Lucy: Look Ben – Horax and Zelda.



Lucy: Look at the tree. It's Horax and Zelda.

Ben: Hey, Horax. Stop!

Zelda: Do you want help, Horax?

Horax: No. I think I've got it.



Zelda: Oh no, Horax!

Ben: Thanks for the apple, Horax!



Ben: Lucy, look. There's the line of the rhyme.

Lucy: 'Behind the picture in the frame'. Let's write it down.



Lucy: Bye, Horax. Bye, Zelda.

Ben: And thanks for the apple!

Zelda: That's not funny!

2 Read and say the correct answer.

- 1 Ben and Lucy take **Buster** / **a snake** to the village.
- 2 The golden apple is **on the mountain** / **in the village**.
- 3 The golden apple is for **Buster** / **Lucy**.
- 4 **Zelda** / **Horax** climbs up the tree to get the apple.
- 5 Ben finds the line in the **tree** / **water**.

3 Find who says ...

Let's write it down.

4 CD 1 22 Listen and say.

Phonics



An **i**guana eating **i**ce cream **i**n an **i**gloo.

Look after yourself

1 Say the best thing to do. Then choose the correct picture.

- | | |
|------------------------------|-------------------------|
| 1 use a new toothbrush | use an old toothbrush |
| 2 leave food outside | keep food in the fridge |
| 3 wash your hands often | never wash your hands |
| 4 eat five small meals a day | eat one big meal a day |
| 5 go out with wet hair | go out with dry hair |



2 Read the tips. Answer the questions.

Do you want to have a great smile? Then look after your teeth! Tips!



- | | |
|-------------------------------------|---------------------------------------|
| 1 Brush your teeth two times a day. | 5 Don't eat lots of sugary foods. |
| 2 Start with your back teeth. | 6 Go to the dentist every six months. |
| 3 Clean your teeth for two minutes. | 7 Smile a lot! Be happy! |
| 4 Don't use an old toothbrush. | |

3 Answer the questions.

- How often do you brush your teeth?
- How often do you clean your teeth?
- How often do you see a dentist?
- How many minutes do you brush your teeth?

4 Read and say what an infographic is.

infographic

noun [C]

A kind of poster with text and visuals to show data or information



Use
images and
graphics.

Choose
your topic.

Use short
sentences.

Plan where
to put your
tips.

Choose your
colours.

5 Work in a group. Read a plan and make your infographic.

- 1 Choose a health topic to give tips for.
- 2 Write your tips. Use short sentences.
- 3 Find or draw images and graphics to use.
- 4 Plan where to put your tips and images.
- 5 Create your infographic.

PROJECT

6 Present your infographic to the class.

2

AROUND TOWN

1 ^{CD 1} ₂₅ Listen and look. Then listen and say the words.

SCHOOL

- 1 toy shop
- 2 pet shop
- 3 book shop
- 4 market square
- 5 supermarket
- 6 bus station
- 7 sports centre
- 8 map



2 Look at the map. Ask and answer.

Where is the book shop?

It's next to the square, between the bus station and the sports centre.

3 In your notebook, write what you can do at the places from Activity 1: *You can buy tickets at bus station.*



1 Look, read and say the letter.

a



- 1 The school is opposite the park.
- 2 The clock is above the window.
- 3 The map is near the book shop.
- 4 The clock is below the window.

c



b



d



2

CD 1
26

Listen and say.

GRAMMAR FOCUS

It's **opposite** the park.It's **near** the library.It's **above** the bus station.It's **below** the tower.

3

Look and play the guessing game.



It's opposite the cinema.

Yes, it is.



Is it a pet shop?

4

Look at the map from Activiti 1. In your notebook, write where these 7 places are.



Opposite the library,
In the square,
I'm looking for the bank
But it's not there.

Just below the tower,
Near the shop,
My map says there's a café
But there is not.

In front of the train station,
In the street,
There's a place
Where people always meet.

I'm waiting here,
For Jennifer and Kate,
But they're already
Three hours late.

Excuse me, can you help me find my way?
I'm getting lost everywhere I go today.
I don't really understand this town.
Of course you don't,
Your map is upside down!



2

Play the town game.

Close your eyes. Imagine you can see a town. There's a big supermarket. What's near it?

Near the supermarket there's an old school. You close your eyes. Imagine the old school. What's opposite it? What can you see there?

1 Read and point to the word in the box for each sentence.

the pet shop the toy shop the sports centre the classroom

- 1 From the bus station, walk to the school. Open the door and go inside. Go upstairs and go into ⁽¹⁾
- 2 Now, go out of the classroom, go downstairs, open the door and go outside. Turn right. Stop at the first shop. Look in the window of your favourite shop – ⁽²⁾ ... !
- 3 Go back past the school. Turn left before the train station. Go into ⁽³⁾ ... to buy some food for your cat.
- 4 Go outside again. Turn left, then turn right. Walk past the supermarket. ⁽⁴⁾ ... is opposite you. Go inside. Go upstairs and put on your sports clothes.



2 Listen and say.

CD 1
29

GRAMMAR FOCUS

Open the door and go **inside**.

Go **outside**.

Go **upstairs**. Go **downstairs**.

Turn **left**. Turn **right**.



3 Ask and answer how to get from your classroom to other school places.

How do I get to the library from this classroom?



Turn left. Turn right.
Go downstairs. The library is next to the stairs.

4 In your notebook, write how to get from your classroom to the dining hall.





Lucy: I can't see a line here. Where can it be?
Ben: I have no idea.
Lucy: Our train is coming now. Quiet, Buster!




Ben: What stop is this?
Lucy: Let's see. It's Broom ... Oh no! Horax and Zelda!
Ben: Get away from the window!



Horax: Ha! You can't escape! Where's the map?
Lucy: We haven't got it here.
Horax: Open your rucksacks.



Horax: Zelda, check the book. Is the map there?
Ben: Look! We're going into a tunnel. Now's our chance!



Ben: Buster, good dog. Say hello!
Horax: Yuck! Get down! Quick, Zelda, go to the door! Don't let the kids escape!



Conductor: Tickets, please ... thank you.
Horax: Hey, our tickets! They aren't in my hat.
Zelda: Oh no! Where are they?



Conductor: Please get off the train at the next station.

Horax: But ...

Conductor: Here's the station now. Goodbye.



Lucy: Well done, Ben. Look - Horax and Zelda aren't very happy!

Ben: Lucy, look over there! It's the line: 'Climb more stairs and look out west.'


2 Say the correct sentences.

- | | |
|------------------------------------|-----------------------------------|
| 1 At Broom station Lucy sees ... | a Ben's rucksack. |
| 2 Horax looks for the map in ... | b Horax and Zelda. |
| 3 In the tunnel Ben takes ... | c the line of the rhyme. |
| 4 Horax can't find the tickets ... | d the train. |
| 5 Horax and Zelda get off ... | e the tickets out of Horax's hat. |
| 6 Ben sees ... | f in his hat. |

3 Find who says ...

Lucy, look over **there!** It's the line:
'Climb more **stair**s and look out west.'

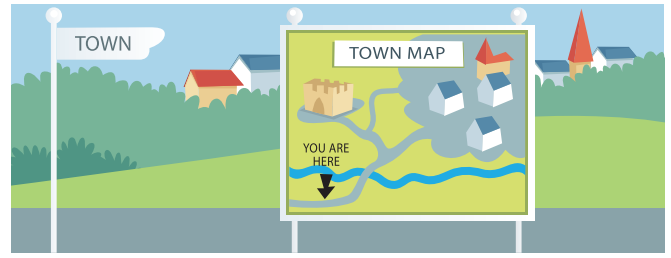
4 Listen and say.




Bears on **stair**s, **b**ears on **chair**s, **hair**y **b**ears are everywhere!




market



map



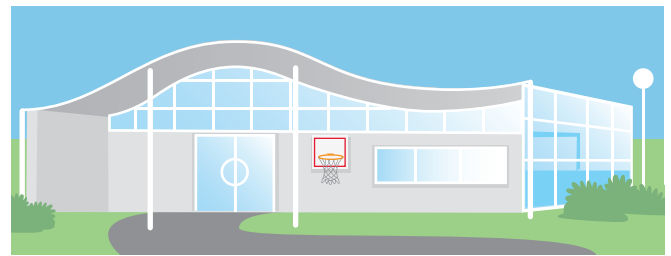
bus stop



castle



bank



sports centre



book shop



square

- 1 People go there to get money.
- 2 It's old, and often next to a town.
- 3 This is a place where you go to buy interesting books.
- 4 It's a good place to buy fruit and vegetables.
- 5 You go there to play football, basketball and go swimming.
- 6 You need it in a town when you are new. It helps you to find places.



SHOPPING IN THE TOWN

1 Choose a role card. Read and plan.



STUDENT A

You are visiting a town.
 You want to go shopping.
 Ask the way to one of these places:

- the supermarket
- the toy shop
- the book shop
- the pet shop

Ask a boy/girl from the town.

STUDENT B

You live in the town.
 Think about where these places are:

- the supermarket
- the toy shop
- the book shop
- the pet shop

Tell the visitor where the place is.

USEFUL LANGUAGE

Visitor

Excuse me. Can you help me, please?
 Where's the ... ?

 Thank you. That's very kind.

Boy/Girl

Yes, of course.
 I'm sorry. I don't know.
 No problem! The ... is opposite /
 next to / below / between the ...
 You're welcome!

2 Act out your play.

