

H. Q. MITCHELL – MARILENI MALKOGIANNI

smart

junior









Draft Copy



Student's book















21st century competencies

 intercultural awareness	 critical thinking	 autonomous learning	 communication
 cooperation	 creativity	 ICT literacy	 personal and social responsibility

Draft Copy

Syllabus

		Cross-curricular / 21st Century Competencies	Grammar	Vocabulary	Alphabet
module Hello  p.4	Maths (numbers)  Value Be careful when you play.	I'm (Betty). What's your name? My name's (Ron).	Greetings Numbers 1-5		
module School  p.18	Art (colours in flags)  Value Don't use other people's things without asking first.	What colour is it? (Blue). What's this? It's a (pen). What's that? It's an (apple). Is it a (computer)? Yes, it is. / No, it isn't.	Colours Classroom objects		
module Family and friends  p.32	Science (Animal families)  Value Never make fun of other people.	Who's that? It's my (mother). This is my (dog). Is that your (sister)? Yes, it is. / No, it isn't.	Family members Pets	a apple b bag c cat d dog	
module You and me  p.46	Geography (children from different countries)  Value Help your friends.	How old are you? I'm (six). Are you (happy)? Yes, I am. / No, I'm not. (He)'s (thin). Is (she) (sad)? Yes, (she) is. / No, (she) isn't.	Numbers 6-10 Adjectives	e egg f fish g green h hat i ink	

	Cross-curricular / 21st Century Competencies	Grammar	Vocabulary	Alphabet
module 5 Toys and games p.60	Social studies (toys from different countries)  Value Share your toys.	(Stand up). I have got a (kite). I haven't got a (ball). Have you got a (robot)? Yes, I have. / No, I haven't.	Actions Toys	j jam k kite l lollipop m mum n nose
module 6 My body p.74	Science (Animals from different countries)  Value Don't judge people by their appearance.	(Touch your nose). (She) has got (two legs). (He) hasn't got (big feet). Has (it) got (three eyes)? Yes, (it) has. / No, (it) hasn't. He/She/It can (jump).	Parts of the face / body Actions	o orange p pen q queen r red s sad t tall
module 7 Food p.88	Health (Food)  Value Listen to your elders.	I like (apples). I don't like (beans). Two (bananas), please. Here you are. Thanks.	Food	u umbrella v van w whale x fox y yo-yo z zoo
module 8 My house p.102	Social studies (Different homes)  Value Keep your bedroom clean and tidy.	Where's the (ball)? It's (in) the wardrobe. Where are the (shoes)? They're (under) the table. His (shoes are green). Her (shirt is yellow).	Rooms of the house Prepositions of place Furniture Clothes	/p/ pencil, pen, pink /b/ book, bike, ball /t/ tail, table, toe /d/ duck, desk, doll /k/ cat, car, kite /g/ gum, girl, grapes

Alphabet - Phonics p.117

Picture Dictionary p.126

Special days p.133





Hello



Draft Copy





Listen and sing.
Послухай та заспівай.



1. Listen to the song and sing.




Listen, point and say.
Послухай, покажи та скажи.



Let's play!
Зіграймо!




2. Listen to the CD, point to the correct picture and say.
3. Play the game. Move a step forward for *Hello* and one step backwards for *Goodbye*.




1

Listen, point and repeat.
Послухай, покажи та повтори.





1. Listen to the dialogue on the CD. Point to the corresponding frame and repeat each sentence.



Draft Copy




Listen, point and repeat.
Послухай, покажи та повтори.



Ask and answer.
Запитай та дай відповідь.



- 2. Listen to the CD, point to the correct picture and repeat each sentence.
- 3. Ask and answer in pairs, SA: *Hello, I'm Kim. What's your name?* SB: *Hi, Kim! My name's Nick.*



1 2 3 4 5

Drift Copy




Listen, point and repeat.
Послухай, покажи та повтори.



Alice in Wonderland




1. Listen to the CD, point to the corresponding frame and repeat each sentence.



Draft Copy




Listen, point and say.
Послухай, покажи та скажи.



1



2



3





4



Listen and chant.
Послухай та заспівай.



- 2. Listen to the CD, point to the correct picture and say.
- 3. Listen to the CD and chant while pointing to the corresponding numbers.



Let's play



Let's play!
Зіграймо!



Draft Copy



1. Play the board game. Say what the picture in each space shows.

1 Make finger puppets.
Зроби пальчикові ляльки.



2 Act out.
Розіграй сценку.



1. Photocopy the characters and hand them out to Ss. Tell Ss to cut out each character and glue / tape the two ends together.
2. Use your finger puppets and say, SA: *Hello! I'm Betty. What's your name?* SB: *Hi, Betty! My name's Ron.*



Story time

Draft Copy



Listen, point and repeat.
Послухай, покажи та повтори.



1. Listen to the story on the CD. Point to the corresponding frame and repeat each sentence.
2. Discuss the value in L1.

Pip & Skip

Story time

1

Draft Copy



VALUE
Мораль

Be careful when you play.
Будь осторожным, коли граєшся.



Listen, point and repeat.
Послухай, покажи та повтори.



1. Listen to the CD, point to the appropriate picture and repeat each sentence.



smart time 1



Look, point and say.
Подивись, покажи та скажи.



a	4	1	2	4	5	3	2	4	1
b	1	5	3	1	2	1	2	4	2
c	1	3	1	4	5	3	2	1	3
d	2	5	4	5	3	1	1	5	5
e	1	4	2	4	3	4	5	3	4



Let's play!
Зіграймо!



1. Point to each number and say (e.g. four, one, two, etc.).
2. Play the *Number Game*.



Revision

Draft Copy



Listen, point and repeat.
Послухай, покажи та повтори.



1



2



3



4



1. Listen to the CD, point to the correct picture and repeat each sentence.



Now I can

Draft Copy



Say and point.
Скажи та покажи.



Say and point.
Скажи та покажи.



1. Say the numbers from 1 to 5 and point to the corresponding pictures.
2. Say the sentences/exchanges and point to the corresponding pictures.



School



Listen and sing.

Послухай та заспівай.



1. Listen to the song and sing.



Listen, point and say.
Послухай, покажи та скажи.



1



2



3




4




Let's play!
Зіграймо!




- 2. Listen to the CD, point to the correct colour and say.
- 3. Play the *Touch the colour* game. Find and touch an object of the colour you hear.



Listen, point and repeat.
Послухай, покажи та повтори.




1. Listen to the CD, point to the corresponding frame and repeat each sentence.



Draft Copy

2

Listen, point and say.
Послухай, покажи та скажи.




3

Let's play!
Зіграймо!



- 2. Listen to the CD, point to the correct picture and say.
- 3. Play the *guessing game*, SA: *What's this?* SB: *It's a ruler.*



Listen, point and repeat.


Послухай, покажи та повтори.



Pinocchio



1. Listen to the CD, point to the corresponding frame and repeat each sentence.



Draft Copy



Listen, point and say.
Послухай, покажи та скажи.



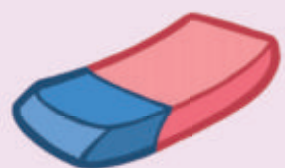
1



2




3



4



2. Listen to the CD, point to the correct picture and say.



Let's play

Draft Copy



Look and listen. Then, play.
Подивись та послухай. Потім зіграй.



1. Listen to the CD and repeat each sentence. Play the *guessing game*, SA: *Is it a rubber?* SB: *No, it isn't.* SA: *Is it a computer?* SB: *Yes, it is.*



1 Make classroom objects.
Зроби шкільні предмети.



2 Ask and answer.
Запитай та дай відповідь.



1. Make classroom objects out of plasticine.
2. Ask and answer in pairs about the plasticine objects, SA: *What's that?* SB: *It's a desk.*

2 Story time

Draft Copy

1 Listen, point and repeat.
Послухай, покажи та повтори.



1. Listen to the story on the CD. Point to the corresponding frame and repeat each sentence.
2. Discuss the value in L1.



Story time

PAT and SAM




VALUE
Мораль

Don't use other people's things without asking first.
Не бери чужі речі без дозволу.



On a piece of paper trace and colour. Then, cut out and make the bus.

На аркуші паперу обведи та розмалюй. Потім виріжи та склади автобус.



Sing and turn the wheels.

Співай та повертай колеса.



1. Trace the bus on a piece of paper and colour it. Make holes in the wheels and fix them onto the bus, using butterfly clips.
2. Listen to the CD and sing the song turning the wheels of the bus.



smart time 2



Listen, point and repeat.
Послухай, покажи та повтори.



1. Listen to the CD, point to the appropriate pictures and repeat each sentence.

2

Revision

Draft Copy

1 Listen, point and say.
Послухай, покажи та скажи.



1		
2		
3		
4		
5		

1. Listen to the CD, point to the correct picture and say.

1

Say and point.
Скажи та покажи.



2

Say and point.
Скажи та покажи.



3

Say and point.
Скажи та покажи.



1. Say the four colours and point to the corresponding pictures.
2. Say the classroom objects and point to the corresponding pictures.
3. Say the sentences/exchanges and point to the corresponding pictures.



Family and friends

Draft Copy



Listen and sing.
Послухай та заспівай.



1. Listen to the CD and sing the song.




Draft Copy



Point and say.

Покажи та скажи.




Let's play!
Зіграймо!



2. Point to each picture and say the family member, e.g. *mother*.


3. Draw a family member, e.g. *father*, *mother*, and then listen. If you have drawn the word you hear, say the word and show your drawing.



Listen, point and repeat.
Послухай, покажи та повтори.





1. Listen to the CD, point to the corresponding frame and repeat each sentence.



Draft Copy

2

Listen, point and say.
Послухай, покажи та скажи.





3

Let's play!
Зіграймо!



2. Listen to the CD, point to the correct picture and say.
3. Ask and answer questions about the family photos, SA: *Who's that?* SB: *It's my father.*



Draft Copy



Listen, point and repeat.


Послухай, покажи та повтори.



MY PET



1. Listen to the CD, point to the corresponding picture and repeat each sentence.



Draft Copy



Listen, point and say.
Послухай, покажи та скажи.



1



2



3





4



Draw and say.
Намалюй та скажи.



- 2. Listen to the CD, point to the correct picture and say.
- 3. Draw a picture of a pet and say, e.g. *This is my dog, Spot.*



Let's play

Draft Copy



Look and listen. Then, play.

Подивись та послухай. Потім зіграй.



1. Listen to the CD and repeat each sentence. Do the role play, SA: *Is that your sister?* SB: *Yes, it is.* SA: *Is that your father?*
SB: *No, it isn't. It's my grandfather.*



1 Make a family album.
Зроби сімейний альбом.



2 Show and tell.
Покажи та розкажи.



1. Draw and colour the members of your family to make a family album.
2. Present the members of your family from the family album, e.g. *This is my mother. This is my father.*

3 Story time

Draft Copy

1 Listen, point and repeat.
Послухай, покажи та повтори.



- 1. Listen to the story on the CD. Point to the corresponding frame and repeat each sentence.
- 2. Discuss the value in L1.

The Big RACE

Story time

3

Draft Copy



VALUE
Мораль

Never make fun of other people.
Ніколи не насміхайся над іншими.



Listen, point and repeat.

Послухай, покажи та повтори.



1. Listen to the CD, point to the appropriate picture and repeat each sentence.



Say and point.
Скажи та покажи.



fathers



mothers



babies



1. In pairs, point and say the members of each family (father cat - mother cat - baby cat).

3

Revision

Draft Copy

1

Listen, point and repeat.
Послухай, покажи та повтори.



1



2



3



4

1. Listen to the CD, point to the correct picture and repeat each sentence.

Draft Copy



1 Say and point.
Скажи та покажи.



2 Say and point.
Скажи та покажи.



3 Say and point.
Скажи та покажи.



1. Say the family members and point to the corresponding pictures.
2. Say the pets and point to the corresponding pictures.
3. Say the sentences/exchanges and point to the corresponding pictures.



You and me

6 7 8 9 10

six seven eight nine ten

Draft Copy



1 Listen and sing.
Послухай та заспівай.




1. Listen to the song and sing.



Listen, point and say.
Послухай, покажи та скажи.




1




2



3




4



Let's play!
Зіграймо!



- 2. Listen to the CD, point to the correct numbers and say.
- 3. Play the *Circle the number!* game.



hungry



thirsty



happy




sad




Listen, point and repeat.

Послухай, покажи та повтори.



1. Listen to the dialogue on the CD. Point to the corresponding frame and repeat each sentence.



Draft Copy





Listen and say **Yes** or **No**.
Послухай і скажи Так чи Ні.



Act out.
Розіграй сценку.



2. Listen to the CD and say *Yes* or *No* according to the exchanges.
3. SA mimes an adjective and SB tries to guess it, SA: *Are you sad?* SB: *Yes, I am.*



big



small



fat



thin



Listen, point and repeat.


Послухай, покажи та повтори.



Cinderella



1. Listen to the story on the CD. Point to the corresponding frame and repeat each sentence.



Draft Copy

2


Listen, point and say.
Послухай, покажи та скажи.




1



2



3




4

3

Draw and say.
Намалюй та скажи.



2. Listen to the CD, point to the correct picture and say.
3. Draw a person/animal/thing and say his/her/its characteristic, SA: *She's fat.* SB: *He's thin.*



Let's play



boy



girl



short



tall

Draft Copy



Look and listen. Then, play.
Подивись та послухай. Потім зіграй.



1. Listen to the CD and repeat each sentence. Cut out the cards and play the guessing game,
SA: Is it a girl? SB: Yes. SA: Is she sad? SB: Yes, she is. SA: Is she fat? SB: No, she isn't. SA: It's number four.



1 Make a stick and plasticine figure.
Зроби ляльку з паличок і приклей малюнки.



2 Show and tell.
Покажи та розкажи.




1. Make a stick and plasticine figure, giving it (a) characteristic(s) using the adjectives you have learnt.
2. Present the figure, e.g. *She's happy. She's fat.*

4 Story time

Draft Copy

1 Listen, point and repeat.
Послухай, покажи та повтори.



1. Listen to the story on the CD. Point to the corresponding frame and repeat each sentence.
2. Discuss the value in L1.



Story time

Happy Friends

Draft Copy



VALUE
Мораль Help your friends.
Допомагай своїм друзям.

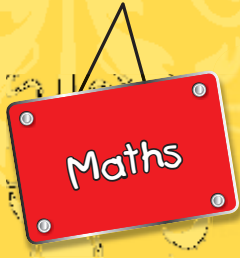


Point and say.

Покажи та скажи.



1. Point to each girl and her age and then say, e.g. *She is... (years old).*



smart time 4



Count the legs of each animal, point and say the number.
Порахуй кількість ніг у кожної тварини, покажи та назви число.



A



B



C



D



E



F

1. Count the legs of each animal, point to the corresponding picture and say the number, e.g. A: 6, etc.

4

Revision

Draft Copy

1

Listen and say **Yes** or **No**.
Послухай і скажи Так чи Ні.



1



4



2




5



3



6



1. Listen to the CD and say *Yes* or *No* according to the exchanges.

Draft Copy



Say and point.
Скажи та покажи.



6

7

8

9

10



Say and point.
Скажи та покажи.



1



2



3



4



5



6



7




8




Say and point.
Скажи та покажи.



1



2



3

1. Say the numbers from 6 to 10 and point to the corresponding pictures.
2. Say the adjectives and point to the corresponding pictures.
3. Say the sentences/exchanges and point to the corresponding pictures.

5a

Toys and games

Draft Copy



Stand up.



Sit down.





Clap your hands.

1

Listen and sing.

Послухай та заспівай.



1. Listen to the song and sing.