

B. Read the dialogue again and match the expressions with their meanings.

- | | |
|---------------------------------|---|
| 1. let somebody in on something | a. be interested in something |
| 2. be into something | b. go somewhere with somebody |
| 3. You know what? | c. I don't want to spend time doing something |
| 4. give somebody a lift | d. It's not a problem. |
| 5. It's no big deal! | e. tell somebody a secret |
| 6. come along | f. take somebody to a place by car for free |
| 7. I can't be bothered | g. I've got an idea. |

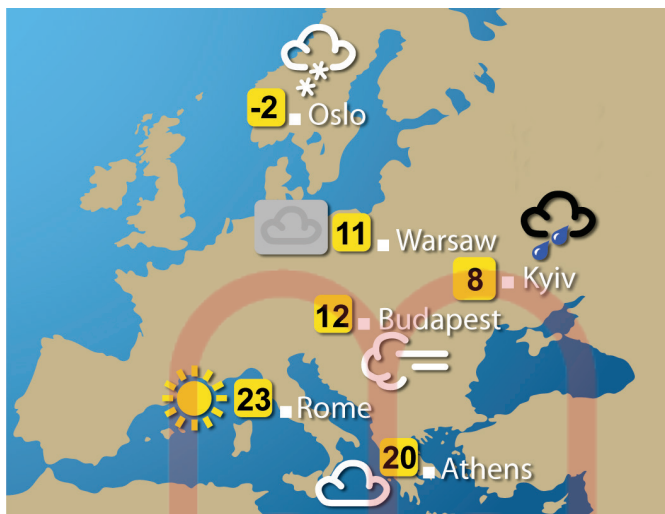
C. Read the dialogue again. Find sentences in the dialogue to prove the following.

- | | |
|---|---|
| 1. The girls didn't invite Adam on their trip. | 4. The girls aren't going to stay at a hotel. |
| 2. Adam doesn't want to go to the music festival. | 5. Adam's brother is going to the music festival. |
| 3. Adam wants to help the girls. | 6. Adam's brother is going by car. |

2 Vocabulary



Look at the map and complete the weather forecasts. Then, listen and check your answers.



- The temperature in Oslo today has dropped to a freezing -2°C so it will _____ later in the day.
- In Kyiv it's _____ today and the temperature is 8°C.
- The _____ in Warsaw is 11°C but it's foggy, so be careful on those roads.
- In Budapest the temperature today is _____°C but it's _____ so it will feel much colder.
- Enjoy the clear blue skies and the warm, _____ weather in Rome with a temperature of _____°C.
- It's a bit _____ in Athens and it might rain later in the day. Today's temperature will rise to 20°C.

3 Grammar

A. Conditional Sentences Type 1

- ▶ If you **tell** Bill your secret, everybody **will find** out.
- ▶ If Mike **wants** to go to the concert, he **must buy** a ticket.
- ▶ **Take** an umbrella with you if it's cloudy.
- ▶ I **may not come** to the party if I **finish** work late.

NOTE: unless = if not

- ▶ **Unless** you give me a lift to the airport, I'll miss my plane.
- ▶ If you **don't** give me a lift to the airport, I'll miss my plane.

B. Time Clauses (Present – Future)

- ▶ I'll call you **after** I finish doing my homework.
- ▶ Jimmy will have dinner **before** he leaves.
- ▶ **When** Martha sees Tom, she'll give him her MP3 player.
- ▶ I won't leave **until** you tell me your secret.
- ▶ Tina will call us **as soon as** she arrives at the station.

Match the two halves of the sentences.

- | | |
|--|--------------------------------|
| 1. If it's sunny tomorrow, | a. until the rain stops. |
| 2. We might go surfing on Saturday | b. if it's windy. |
| 3. I haven't got an umbrella. I'll wait here | c. after he has a shower. |
| 4. Unless Steve calls me tonight, | d. we'll go to the park. |
| 5. Charlie will have breakfast | e. he will send us a postcard. |
| 6. As soon as Bill gets to Brazil, | f. I won't speak to him again. |

4 Speak

Talk in pairs. Go to page 114.

2c

What's cooking?


1 Vocabulary

A. Match the items in the picture with the words. Then, listen and check your answers.



- | | | |
|--------------------------------|-------------------------------------|-------------------------------------|
| <input type="checkbox"/> plate | <input type="checkbox"/> knife | <input type="checkbox"/> saucepan |
| <input type="checkbox"/> bowl | <input type="checkbox"/> teaspoon | <input type="checkbox"/> frying pan |
| <input type="checkbox"/> fork | <input type="checkbox"/> tablespoon | <input type="checkbox"/> oven dish |

B. Match the pictures with the phrases. Then, listen and check your answers.




- | | | |
|--|--|---|
| <input type="checkbox"/> fry the eggs | <input type="checkbox"/> melt the butter | <input type="checkbox"/> stir the mixture |
| <input type="checkbox"/> add some salt | <input type="checkbox"/> boil the water | <input type="checkbox"/> bake the cake |
| <input type="checkbox"/> grate some cheese | <input type="checkbox"/> peel the potatoes | <input type="checkbox"/> pour some orange juice |

2 Read

A. Look at the pictures. What ingredients do you think you need to prepare what's in the pictures? Listen, read and check your answers.

CELEBRITY CHEF CORNER

Every week we ask a celebrity chef to tell us his secrets. This week we have **Clive Hardy** 'The Travelling Chef'. Hardy has spent many years visiting different countries in search of delicious recipes. He shows us that you don't have to travel to the four corners of the globe to try them. Here are some easy-to-make recipes that you can try at home.



Mayan Chilli Hot Chocolate (serves 4)

INGREDIENTS

- 600 ml milk
- 1 red chilli
- 100 ml cream
- 125 g chocolate

1. Cut the chilli in half and remove the seeds.
2. Pour the milk into a saucepan and add the chilli. Cook over a medium heat for 7 minutes.
3. Remove the saucepan from the heat and leave to cool for 10 minutes.
4. Break the chocolate into small pieces.
5. Add the chocolate and the cream to the saucepan and stir over a low heat until the chocolate has melted.
6. Remove the chilli and serve.